

Dakota College at Bottineau DCB Online Application Process

New Students Only:

All new dual credit students must complete the Online Application for Admission. This is a two-step process that requires students to “Create an Application Account” and then to “Complete the Online Application for Admission.” The application process is the first step in enrolling as a DCB student. Here are the step-by-step instructions on how to complete the online application.

Please note that all new dual credit students are required to provide their Social Security Number when filling out the online application. This is essential to be able to complete the Claim Your Account step in the entire enrollment process.

Step 1: Create an Application Account:

Follow the link to the [Online Application for Admission](#).

1. Click “Create Account”.
2. When filling out the information, students must put their mailing address in line “Street Address 1”. Leave line “Street Address 2” blank.
3. Fill in the line “Email Address” with the student’s most often checked personal e-mail.

Please note that the Mailing and Email addresses must match those provided in filling out the Online Application for Admission and filling out the Enrollment Form.

4. Under “Enrollment Information”, select 2019 Spring for “Entry Term” and Undecided/Other for “Primary Major Choice”. See picture below.

Basic Information

Full Name First Name * M.I. Last Name *

Street Address 1 *

Street Address 2

City *

State *

Zip Code *

Country *

Email Address *

Confirm Email Address *

Date of Birth *

Enrollment Information

Entry Term *

Primary Major Choice

Logon Information

Username *

Password *

Passwords must be between 8-30 characters, contain at least 1 uppercase letter (A-Z), 1 lowercase letter (a-z), 1 number (0-9), and 1 of the following special characters: !@#\$%^&*()_+|~-=\`{}[]:;<?.,-/ Spaces are not allowed.

Verify Password *

I acknowledge by submitting this form my data is available to this institution.

[Privacy Policy](#)

5. The password that the student will choose must contain 1 uppercase letter, 1 lowercase letter, 1 number, and 1 special character, as well as being between 8 and 30 characters. For example: Lumberjack19!
6. Once the student accepts the terms and submits, they must choose “Start Application” at the top of the page.
7. Students will log in using the same username and password that they created.

Step 2: Complete the Online Application for Admission

Please note that only lines or questions with a red asterisk are required. The exception is Social Security Number, which we are requiring.

1. Type of Admission
 - Choose “Early Entry Student” boxed in red.
 - All other questions are the students’ own answers.

Submit Application

SAVE & CONTINUE

Type of Admission

*Indicates a required field

Type of Admission

I am applying as:*

- First Year - I have not attended a college or university after high school graduation.
- Transfer Student - I have previously enrolled at one or more colleges or universities after high school.
- Non-Degree Student - I wish to enroll in a limited number of courses. I will not be receiving a degree or financial aid.
- Early Entry Student - I am a high school student and wish to take college credit while in high school.

Prior Application Information

Have you previously applied for undergraduate admission to Dakota College at Bottineau?*

Have you previously attended Dakota College at Bottineau?*

Yes No
 Yes No

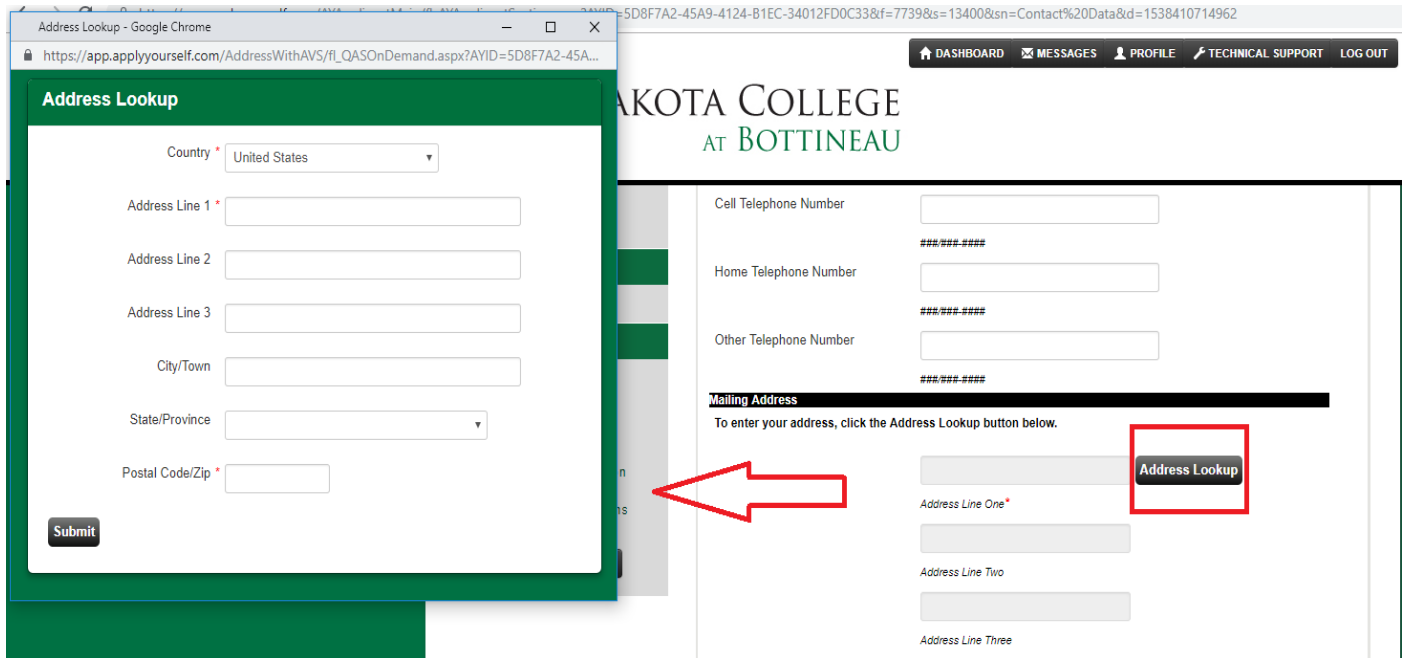
SAVE & CONTINUE
RESET

Submit Application

2. Applicant Information
 - All questions are the students’ own answers.
 - **Social Security Number is required.**

3. Contact Information

- “E-mail Address” and “Mailing Address” should match those from “Create Account” and the Enrollment Form.
- To enter “Mailing Address”, click on the “Address Lookup” button.
- The box shown below will appear, and students can enter their mailing address.
- Parent information and phone numbers are not required.



The screenshot shows a web browser window with the URL https://app.applyyourself.com/AddressWithAVS/fl_QASOnDemand.aspx?AYID=5D8F7A2-45A.... The browser title is "Address Lookup - Google Chrome". The page header includes "DAKOTA COLLEGE AT BOTTINEAU" and navigation links: DASHBOARD, MESSAGES, PROFILE, TECHNICAL SUPPORT, and LOG OUT. The main form is titled "Address Lookup" and contains the following fields:

- Country: United States (dropdown menu)
- Address Line 1:
- Address Line 2:
- Address Line 3:
- City/Town:
- State/Province:
- Postal Code/Zip:
- Submit button

The background form is titled "Mailing Address" and contains the following fields:

- Cell Telephone Number:
- Home Telephone Number:
- Other Telephone Number:
- Address Lookup button (highlighted with a red box)
- Address Line One:
- Address Line Two:
- Address Line Three:

A red arrow points from the "Address Lookup" button in the background form to the "Address Lookup" overlay form.

4. Major/Program Information

- For “Major/Program”, select Non-Degree.
- For “Academic Term”, select Summer 2019.
- For all other questions, leave them as is. See picture below.

SAVE & CONTINUE

Major/Program Information

*indicates a required field

Major/Program Information

If you intend to transfer and complete a Bachelor's degree at another institution, please select Liberal Arts/Transfer from the drop down list below.

Major/Program*

Degree/Plan*

Academic Term*

Sub-Plan

Based on the Major/Program you selected above, the following delivery method options are available. Please indicate your preferred delivery method.*

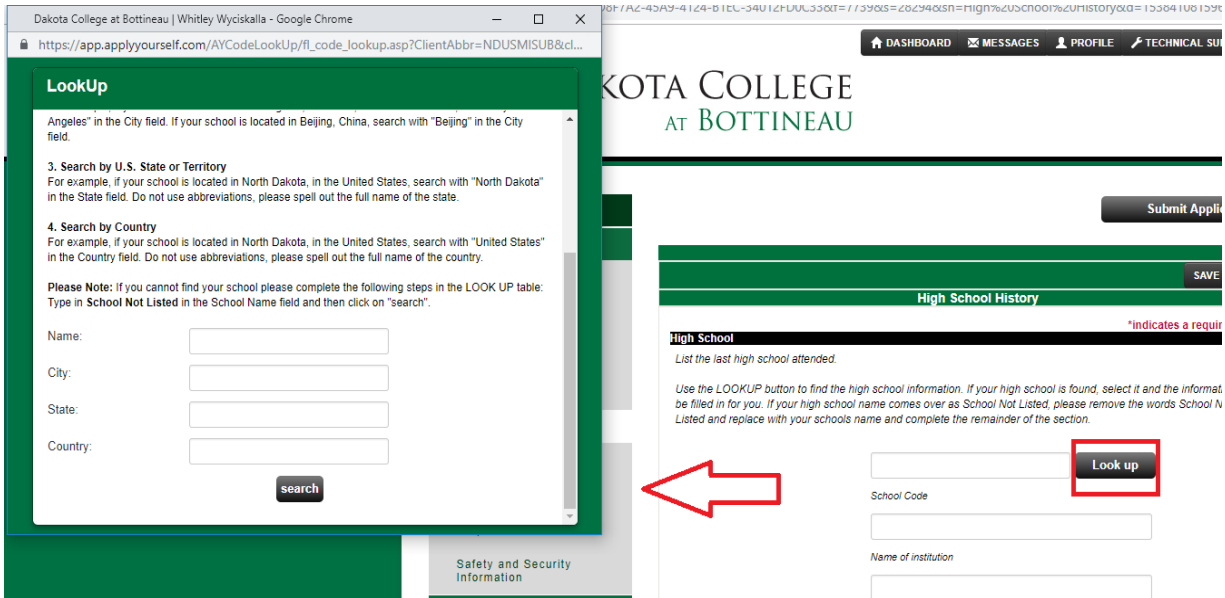
If you indicated above that you wish to complete your Major/Program at an off-campus location, please specify your off-campus location below.*

SAVE & CONTINUE **RESET**

5. High School History

- Click the “Lookup” button, and a box will appear that will allow the student to search for their high school.
- Fill in the Name line and scroll back up after clicking search to select the school.
- All other required questions are the students’ own answers. See picture below.

Please note that if a student clicks yes for the “college or university coursework” question, the student must complete Step 6. If they do not, please skip to Step 7.



LookUp

Angeles” in the City field. If your school is located in Beijing, China, search with “Beijing” in the City field.

3. Search by U.S. State or Territory
For example, if your school is located in North Dakota, in the United States, search with “North Dakota” in the State field. Do not use abbreviations, please spell out the full name of the state.

4. Search by Country
For example, if your school is located in North Dakota, in the United States, search with “United States” in the Country field. Do not use abbreviations, please spell out the full name of the country.

Please Note: If you cannot find your school please complete the following steps in the LOOK UP table: Type in **School Not Listed** in the School Name field and then click on “search”.

Name:

City:

State:

Country:

search

High School History

High School *indicates a requirement

List the last high school attended.

Use the LOOKUP button to find the high school information. If your high school is found, select it and the information will be filled in for you. If your high school name comes over as School Not Listed, please remove the words School Not Listed and replace with your school's name and complete the remainder of the section.

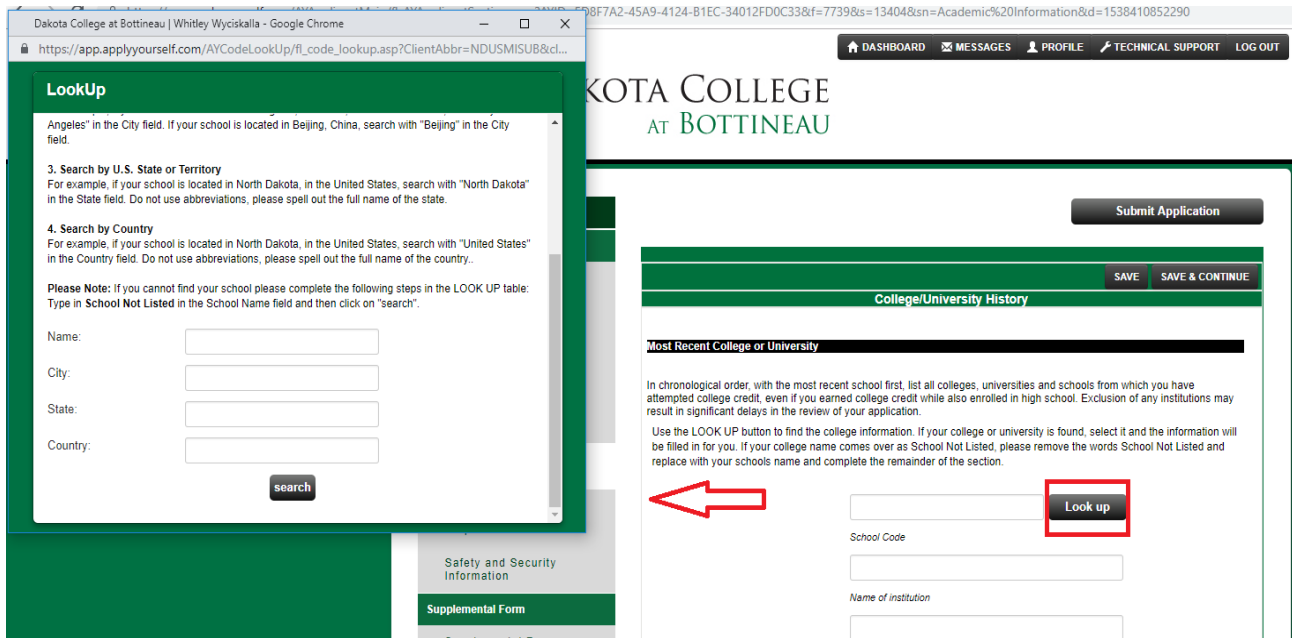
Look up

School Code

Name of institution

6. College/University History

- Only complete this step if the student answered yes to the “college and university coursework” question from the previous step.
- Click the “Lookup” button. Search for the college or university in the same manner that was used for the high school lookup.
- All other questions are not required. See picture below.



LookUp

Angeles” in the City field. If your school is located in Beijing, China, search with “Beijing” in the City field.

3. Search by U.S. State or Territory
For example, if your school is located in North Dakota, in the United States, search with “North Dakota” in the State field. Do not use abbreviations, please spell out the full name of the state.

4. Search by Country
For example, if your school is located in North Dakota, in the United States, search with “United States” in the Country field. Do not use abbreviations, please spell out the full name of the country.

Please Note: If you cannot find your school please complete the following steps in the LOOK UP table: Type in **School Not Listed** in the School Name field and then click on “search”.

Name:

City:

State:

Country:

search

College/University History

Most Recent College or University

In chronological order, with the most recent school first, list all colleges, universities and schools from which you have attempted college credit, even if you earned college credit while also enrolled in high school. Exclusion of any institutions may result in significant delays in the review of your application.

Use the LOOK UP button to find the college information. If your college or university is found, select it and the information will be filled in for you. If your college name comes over as School Not Listed, please remove the words School Not Listed and replace with your school's name and complete the remainder of the section.

Look up

School Code

Name of institution

7. Residency for Tuition Purposes

- This section will be broken down by question.
- Answer this question and enter the dates as shown in the picture below: 2-digit month and 4-digit year.

Resident Information

The State of North Dakota has established specific laws and entered into contractual agreements with other states to offer discounted tuition for those who qualify. All applicants must complete this section in order to determine eligibility for these discounted rates.

You will be required to answer many of these questions. If you are not married or are not a dependent answer these questions "NO".

Are you a Legal Resident of North Dakota?*

Yes No

If Yes, list the dates during which time you have been a legal resident of North Dakota.

From: Use DOB if born in ND To: Use Today if Current Resident

08/1993	10/2018
MM/YYYY	MM/YYYY

Answer the below question. The answer is yes if the student was born in North Dakota

Have you been a legal resident of North Dakota for three consecutive years of the past six years?*

Yes No

Answer the below question. If the student is under 18, the answer is yes.

Are you the dependent of a legal resident of North Dakota (If no one claims you as a dependent, answer 'no')?*

Yes No

Answer the question below. The answer is no if the student is not married.

Is your spouse a legal resident of North Dakota (If you are not married, answer 'no.')? * Yes No

Answer the question below. The answer should be yes.

Did you graduate or are you preparing to graduate from a North Dakota high school? * Yes No

Answer the question below. The answer is yes if either of the student's parents is an active or former military member. If the answer is yes, the student must answer supplemental questions.

Are you actively serving or have served in the U.S military or are you a spouse/dependent of a full time active duty member or former military member. Yes No

Answer the question below. The answer is yes if either of the student's parents graduated from a North Dakota University System Institution. (This does not include tribal colleges or private colleges.)

Are you the spouse or dependent of a graduate of a North Dakota University System Institution? (If you are not married or if no one claims you as a dependent, answer 'no'.)* Yes No

If yes, which institution(s)?

-- Please Select --

-- Please Select --

Answer the question below. The answer should be no.

Are you a benefited employee of the North Dakota University System? * Yes No

Answer the last question below. The answer is yes if either of the student's parents are employed by a North Dakota University System Institution (see above).

Are you the spouse or a dependent of a benefited employee of the North Dakota University System? (If you are not married or if no one claims you as a dependent, answer 'no'.)*

Yes No

If yes, which institution(s)?

-- Please Select --

-- Please Select --

8. Safety and Security Information

If the student is not a felon, all answers are no. See the picture below.

All students making application must answer the following questions. An affirmative response to any of these questions will not automatically prevent admission, but you will be asked to provide additional information. The information will be reviewed by a campus officer or committee charged with that responsibility. Falsification or omission of information may result in a denial of admission, rescission of admission, dismissal, or other appropriate sanction.

Have you ever pled guilty (or no contest) to or been convicted on any felony? (This **EXCLUDES** juvenile court proceedings)*

Yes No

Within the past 10 years, have you pled guilty (or no contest) to or otherwise been convicted of a misdemeanor crime involving violence or the threat of violence in any court? (This **EXCLUDES** juvenile court proceedings)*

["Crime of violence" means an offense that involves substantial risk that physical force may be used against a person or property of another. Examples of crimes of violence include, but are not limited to, abuse, arson, assault (including sexual assault or domestic violence) battery, breaking and entering, burglary, criminal mischief or vandalism, harassment, homicide, menacing, reckless endangerment, stalking, terrorizing and unlawful restraint or imprisonment.]

Yes No

Are you currently required to register as a sex offender in any state? (This **INCLUDES** juvenile offenders who are required to register)*

Yes No

Have you been dismissed or suspended from a college or university for disciplinary reasons within the last 5 years? (This **EXCLUDES** suspension based on academic performance)*

["Dismissed for disciplinary reasons" means a permanent separation from an institution due to conduct or behavior. "Suspended for disciplinary reasons" means a sanction imposed for disciplinary reasons that results in a student leaving school for a fixed period but not permanently.]

Yes No

9. Supplemental Form

The first 2 questions are required even though the second question does not have a red asterisk by it. Please select the appropriate option.

How did you learn about Dakota College at Bottineau?*

School Counselor ▼

Who were you referred by?

School Counselor ▼

For the athletics question, click no as this question does not pertain to dual credit students.

Leave the choice of sports blank as shown below.

Do you plan to participate in collegiate athletics while enrolled at DCB?*

Yes No

If yes, please indicate which sports: (check all that apply to you)*

- Mens Basketball
- Mens Baseball
- Mens Ice Hockey
- Mens Football
- Womens Basketball
- Womens Fast-Pitch Softball
- Womens Volleyball

For the last question, the student must ask themselves “Do either or both of my parents have a 4-year bachelor’s degree?” If the answer is yes, click no. If the answer is no, click yes. For example, a student’s father has a 4-year bachelor’s degree. The answer is no. See the picture below.

Are you a first-generation student (neither parent has completed a baccalaureate degree)?*

Yes No

After completing Step 9, the application is nearly complete. It will ask for a payment method choice. If a student is a Bank of North Dakota student, select check as the Bank of ND will cover this charge. You do not need to mail a check. All other students have a choice. If they select credit card, they must fill in the information and pay for it immediately. If not, choose check, and either pay by check or call the Business Office at (701) 228-5430 to pay by card over the phone.

The last step is for the student to agree that all information is correct, and they must type their full name as their electronic signature. Click submit, and the application is complete.